

SUBODH PUBLIC SCHOOL, NEAR AIRPORT, SANGANER JAIPUR

SESSION: 2024-25



LEARNERS 5

Dear Parents,

Greetings!!

We wish you all

A Happy, Healthy and Safe Summer.

As we commence the summer break, we would like to suggest a few activities which you can enjoy with your children:

- 🌱 Take at least two **meals together** with your children. Ask them not to waste their food and explain to them, the importance of the hard work the farmers do to grow food.
- 🌱 Allow them to **help you in the kitchen** or other household chores. Children learn dignity of labour from such activities. Make them to learn to prepare healthy drinks or non-fire cooking snacks for your family.
- 🌱 Keep your children's **screen time limited**. Screens include T.V., mobile phones, computers and other electronic gadgets.
- 🌱 Indulge them in activities like cycling, aerobics, singing, dancing, art and craft, swimming etc.
- 🌱 **Avoid giving junk food** like chocolates, jellies, cakes, wafers, aerated drinks, fried stuff. Cultivate a healthy eating habit in your children.
- 🌱 In hot summer, plants need our attention and care. **Look after the plants** in your home and remember to water them regularly. Make them plant one or two saplings and water them regularly.
- 🌱 Encourage them to **spend time with grandparents**.
- 🌱 Guide your ward to **revise all the work done** till date in Book and Notebook in all subjects for good performance in UT-1 scheduled in July.



INTEGRATED PROJECT

In accordance with the guidelines of CBSE we are incorporating integrated project-based learning wherein students will prepare projects for all the subjects based on a common theme. This endeavour has been taken up with the objective of inculcating the approach of integrating diverse subjects or fields and the spirit of collaborative learning.

THEME: TRAVEL FUN

General Instructions:

1) The assignment needs to be developed and presented as directed in the given assignments (Subject wise).

2) **Following details must be included about yourself in the beginning/ first page of your assignment-**

- ❖ Theme of Integrated Project
- ❖ Student Name
- ❖ Class
- ❖ Subject
- ❖ Subject Teacher

3) Submit your assignment in the first week of July.
(Subject wise)

4) **Assessment Criteria for all assignments**

- ❖ Presentation
- ❖ Content
- ❖ Neatness
- ❖ Timely submission

EXCITING ENGLISH

TRAVELLING is the most exciting outdoor activity, which you would love to do with your family in this Summer Holidays. Travelling is an ideal opportunity for families to connect with each other. It is because of travelling we meet people and learn so much about the varied culture, tradition, lifestyle etc.

So, let's capture the memories of Travelling.....

Prepare a colourful travel brochure based on any Holiday

Destination you have visited during this Summer Vacation. (Use folded A4/A3 size sheet)

(Hints: location, food, dance, music, regional language, famous historical sites etc.)

Suggested Help links :<https://youtu.be/pdfDUOFZb9k>

<https://images.app.goo.gl/hAJRV8QeWegQQaiB7>

हिन्दी

* परिवार के साथ की गई यात्रा का अनुभव ,उन पलों की स्मृतियाँ अनमोल होती हैं। गर्मियों की छुट्टियों में किसी मनमोहक स्थान पर जाना और वहाँ के अनुभवों को संजोना, यह सभी के लिए खुशियों का पिटारा होता है।

आप जिस भी स्थान पर जाएँ, वहाँ की खूबसूरती को अपने कैमरे में कैद करें और बाद में उन तस्वीरों का एक आकर्षक फोटो एलबम बनाएँ (folded A4 sheet) । हर फोटो के लिए कुछ विशेष कैप्शन भी लिखें जो उस तस्वीर की खूबसूरती और उस पल के महत्व को दर्शाते हों। यहाँ कुछ कैप्शन के उदाहरण दिए गए हैं:

1. "प्रकृति की गोद में - साथ में परिवार, दिल में खुशियाँ!"
2. "सूर्यास्त की लालिमा के साथ, हमारे चेहरों पर मुस्कान खिली है।"
3. "इन यादों को हमेशा के लिए संजोया गया है।"
4. "हर जगह, हर कदम पर, परिवार का साथ बेमिसाल।"
5. "ये तस्वीरें नहीं, हमारी खुशियों के पल हैं।"

इस तरह के कैप्शन न केवल आपकी तस्वीरों को और भी खास बना देंगे, बल्कि जब भी आप ये तस्वीरें देखेंगे, उन पलों को फिर से जी लेंगे।

*सुलिपि पुस्तक : पेज नंबर 3 से 12 तक सुंदर लेखन कीजिए।

CREATIVE MATHS

Traveling Around the World- You are a board game manufacturer, and you have been assigned the task of creating a board game that will help you review everything you read in a fun and interesting way!

Requirements: Using a file folder, coloured thick paper, coloured pencils, and markers, create a game board of A3 size. Put the name of your game on the tab of the folder and decorate the inside so that it is a game board. Make it neat, colourful, interesting, and creative!

Create at least 10 questions and answers for your game that relate to traveling. The questions must be somehow incorporated into playing the game.

Write directions for your game that would make it perfectly clear how to play the game. Type the directions and glue them to the back.

SCIENCE

Let's explore the amazing world of plant medicine together! Nature's pharmacy is filled with a diverse array of plants boasting remarkable healing properties. Select any 10 tasty treats from nature's pantry, including spices, flowers, herbs, seeds, etc and unveil their medical potential. Find and write down their English and common names. Take pictures, discover 2 medicinal uses and present them neatly in your scrapbook. Help links:

<https://youtu.be/T8LaNpk38ec?si=RNmsmWLdmAeIJ5gK>

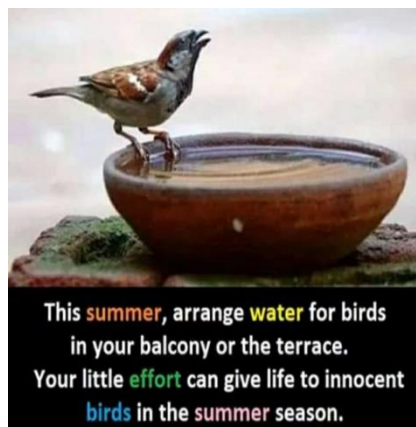
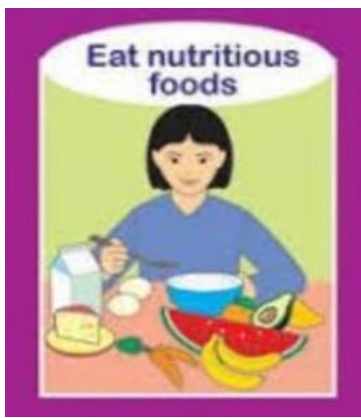
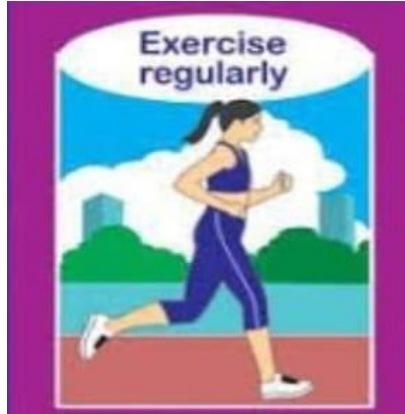
<https://images.app.goo.gl/f8beKYuZpXZvtr3v6>

SOCIAL SCIENCE


"Wonders of Jaipur: A Student's Guide to Monumental Marvels"

Create a captivating booklet exploring Jaipur's enchanting monuments. Choose at least two iconic landmarks like Hawa Mahal, Amer Fort, City Palace, Jantar Mantar, Nahargarh Fort, or Jaigarh Fort, etc. (Use folded A4/A3 size sheet). Begin with an engaging introduction to Jaipur, followed by brief descriptions, history, fun facts, and colourful illustrations of each monument. Include a map, travel tips, and add a personal touch with your own experiences. Get creative and inspire others to explore Jaipur's rich heritage!

LET'S DO!!



READING TIME



- ❖ Read the newspaper daily.
- ❖ Reading is dreaming with open eyes!! Pick up few story books and enjoy reading them. You can also read e-books from <https://storyweaver.org.in/> in any language.

