



SUBODH PUBLIC SCHOOL, NEAR AIRPORT, SANGANER, JAIPUR
SESSION 2024-2025
CLASS 8
HOLIDAY ASSIGNMENT

Dear Students, May the good sunshine of this season fill your life with glee and glow and bring your heart love and laughter! Summer Vacation is the best time of the year for you all; it is time for loads of fun. Some tips to make this holiday special:

- *'A healthy mind resides in a healthy body'- Pay attention to your health, go for morning and evening walks. Take nutritious/ healthy diet with plenty of water and include seasonal fruits in your diet as much as possible. Avoid the consumption of junk food. Eat healthy and stay healthy. Be a leader in keeping yourself, your school, family, and community healthy.*
- *Open your mind for reading newspapers, novels, blogs and stories that will help you in increasing your vocabulary.*
Suggested books: The Mother I never knew – Sudha Murty, The Blue Umbrella – Ruskin Bond, The Secret Island – Enid Blyton, Beastly Tales – Vikram Seth
- *Indulge yourself in activities like cooking, singing, dancing, aerobics, cycling, trekking, swimming, art and craft and gardening. And share your experience with your family and friends.*
- *Spend quality time with your grandparents and parents; talk to them regarding their experience of childhood.*
- *An ideal time to polish up some hobby. Follow your hobby.*
- *Close your laptop and turn off your phone. Switch off all devices and forget about social networks. Some things will prove difficult to ignore but in order to make the most of our vacation it is indispensable to limit the time we allot to be "online".*
- *Birds need you this summer. Summer is at its peak. Make a small bird feeder and place bird baths for thirsty birds in terraces, compound walls and balconies. Do your bit to save them. Spread this message!!*

Have a safe and joyous vacation!

INTEGRATED PROJECTIn accordance with the guidelines of CBSE we are incorporating integrated project-based learning wherein students will prepare projects for all the subjects based on a common theme. This endeavour has been taken up with the objective of inculcating the approach of integrating diverse subjects or fields and the spirit of collaborative learning.

THEME: CARBON FOOTPRINT

General Instructions:

1) The assignment needs to be developed and presented in this order:

Cover page - showing project title,

First page - student information, school and Academic year, Subject, name of the teacher, space for grading and signatures.

2) Submit your homework in the first week of July in a separate folder as per instructions. (Subject wise).

ENGLISH

1. **Carbon Footprint: cartoons and comics*

The collection of eco-friendly cartoons will help spread awareness and inspire sustainable actions in a lighthearted way.

Prepare *a comic strip* in a creative way illustrating the everyday challenges faced when trying to reduce carbon footprint. Highlight the importance of making sustainable choices in a fun and engaging way.

Use humour, visual gags, and engaging dialogues to convey the message effectively.

Take a help from some engaging topics for a comic strip on carbon footprint:

Transportation Troubles / *Food Footprint* / *Waste woes* / *Everyday Actions* / *Community / Collaboration* / *Green Choices*

2. Read 1 to 5 stories from the novel 'The Serpent's Revenge' and write which story you liked the most and why.

You may include the following:

- Name of the story
- Name of the character you like the most
- Create their profile including descriptions, quotes, and illustrations that capture the essence of the character.
- What qualities would you like to adopt for yourself?

Criteria for evaluation: Presentation, Creativity, Content and Grammar & Spellings.

हिंदी -

1. हम अपने कार्बन पदचिहनों को कम करके पर्यावरण की मदद कर सकते हैं। चाहे घर, कार्यालय, स्कूल या यात्रा पर हों, छोटे-छोटे परिवर्तनों से जुड़ सकते हैं। संक्षेप में, अपने कार्बन पदचिहनों को कम करने के लिए, हम अपने द्वारा उपयोग की जाने वाली ऊर्जा की मात्रा को कम करना, कम पशु उत्पाद खाना, स्थानीय स्तर पर खरीदारी करना, स्मार्ट यात्रा करना और अपने अपशिष्ट को कम करना जैसी चीजों को कर सकते हैं। कार्बन फुटप्रिंट को कम करने के लिए निम्नलिखित युक्तियों को अपनाते हुए A3 Size शीट पर पोस्टर चित्रांकन कीजिए एवं स्वरचित संदेश लिखकर पोस्टर को रोचक बनाइए :

1. अपने घर को इंसुलेट करें
2. नवीकरणीय ऊर्जा पर स्विच करें
3. ऊर्जा कुशल उत्पाद खरीदें
4. पानी का कम प्रयोग करें
5. अपना आहार बदलें

6. लाइट बंद कर दें
7. डिजिटल हो जाएँ
8. साइकिल का अधिक उपयोग करें

2. 'रवींद्रनाथ टैगोर की शिक्षाप्रद कहानियाँ' पुस्तक की 1 से 5 तक की कहानियों को रुचिपूर्वक पढ़िए तथा किसी एक कहानी के महत्वपूर्ण पात्र के गुण-दोषों का चरित्र-चित्रण फ्लोचार्ट बनाकर कीजिए। (शब्दसीमा-80-100)

जाँचबिंदु: समयबद्धता, शुद्धता एवं सुलेखन, चित्रात्मकता, प्रस्तुतीकरण

FRENCH

A carbon footprint is the total amount of greenhouse gases (including carbon dioxide and methane) that are generated by our actions.

Your daily commute, the food you eat, the clothes you buy, everything you throw away ... and more. The larger your footprint, the heavier the strain on the environment.

Household activities that produce a carbon footprint are those that require electricity, such as lighting, heating and cooling a house, showering, etc

Here are some ways to reduce your carbon footprints at home:

1. Turn down your water heater.
2. Lower your thermostat in winter and raise it in summer.
3. Turn off light and unplug appliances when not in use.
4. Change incandescent light bulbs.
5. Use a low-flow shower head.
6. Look for an energy star symbol when buying new products.

Write an inspirational quote in French on A3 size. Make it attractive using pictures/drawings.

SANSKRIT

पर्यावरण संरक्षण पर एक रोचक संदेश लिखिए एवं पर्यावरण प्रदूषण के कारण और प्रभावों को तालिका बनाकर प्रदर्शित कीजिए।

शब्दसीमा - 50शब्द

A-4 Size sheet.

Criteria for evaluation: Presentation, Vocabulary, Content and Grammar & Spellings.

MATHEMATICS-

Let's start from home

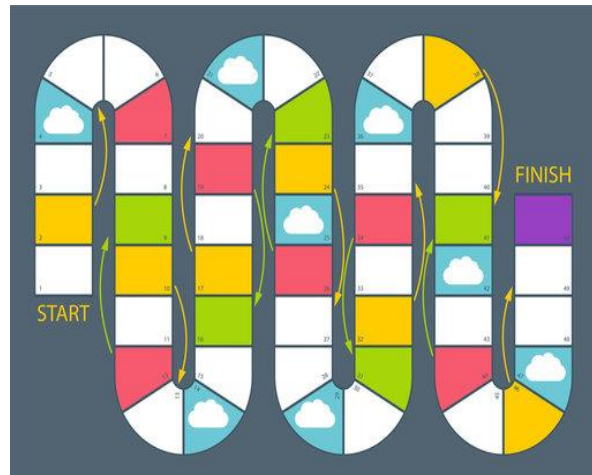
A significant part of being environmentally conscious is taking a closer look at how we as individuals contribute to waste and pollution and finding ways to reduce our carbon emissions. While large corporations across various industries are often blamed, we all need to do our part to mitigate further damage to the planet. A good place to start lowering our own carbon footprint is by ensuring that our home is as eco-friendly as possible.

Create a board game in which rewards are given on Do's for managing carbon footprints and penalise for don'ts. Some of the do's and don'ts are given below . You can find many more around you in day to day life.

Do's	Don'ts
<ul style="list-style-type: none">• Use mug instead of running tap while brushing teeth.	<ul style="list-style-type: none">• While taking bath, don't use shower run for long.
<ul style="list-style-type: none">• While watering plants, instead of running hose, use water cane.	<ul style="list-style-type: none">• Don't allow water overflow from the over head tank.
<ul style="list-style-type: none">• Use a toilet flush which consumes less water.	<ul style="list-style-type: none">• Don't buy loud crackers during Deepawali
<ul style="list-style-type: none">• Carry cloth,jute or paper bag to the market.	<ul style="list-style-type: none">• For washing floor Don't use running hose use mop and bucket.
<ul style="list-style-type: none">• Use dustbin for garbage disposal.	<ul style="list-style-type: none">• Don't junk things break rather think to fix them.
<ul style="list-style-type: none">• Plant a garden. Even in urban settings, you can grow herbs and flowers in pots.	<ul style="list-style-type: none">• Avoid unnecessary use of lights and fans.
<ul style="list-style-type: none">• Wear extra-layer of clothes at home instead of turning up the heater.	<ul style="list-style-type: none">• Don't louder the volume of your TV, radio and music system.
<ul style="list-style-type: none">• While shaving, use mug instead running hose.	<ul style="list-style-type: none">• Never leave food residue in your plate uneaten.
<ul style="list-style-type: none">• If you have a choice, pick paper bags over plastic bags at the grocer and elsewhere if you do take plastic bags, wash and reuse them.• Carpool. Two - or four - can ride as cheaply as one.	<ul style="list-style-type: none">• Don't over packaged goods and foods. Containers and packaging make up about a quarter of the waste stream• Avoid congested road and rush hours.

Use an A3 size sheet . Paste it on a card board. Make tokens or pegs according to your game. Define a set of rules or instructions for your game in a booklet.. Make it attractive and self explanatory to play. Give your board game a catchy name.
Example : Life Style Game

Criteria for evaluation: Presentation, Creativity, Relevance, Feasibility



SCIENCE

Climate Change Expedition - Create a Factsheet on Carbon Footprint - Sources of Emissions, Solutions and Sustainable Actions towards lowering carbon footprints.

Prepare a Brochure depicting usage of more-efficient appliances, electricity sources, and practises young leaders like you can use to reduce GreenHouse Effect.

Criteria for evaluation: Creativity, Understanding of Resources, Relevance to the topic, Research

SOCIAL SCIENCE

A carbon footprint is a measure of the total amount of greenhouse gas emissions, particularly carbon dioxide (CO₂), that are directly and indirectly caused by an individual, organization, event, product, or activity over a given period of time.



Prepare instruction boards that can be placed at different places at home to remind family members about ways to reduce their carbon footprint.

Every student has to prepare at least 4 instruction board of 4" X 4"

Material Required: Cardboard/Canvas, White sheet to cover the cardboard, colours, Scissors, Glue and other stationary.

Some examples are

1. Kitchen Instruction Board:

- "Compost food waste instead of throwing it in the trash."
- "Eat more plant-based meals to reduce your carbon footprint."

2. Living Room Instruction Board:

- "Unplug electronics and appliances when not in use to save energy."
- "Open curtains and blinds during the day to use natural light."

3. Bathroom Instruction Board:

- "Take shorter showers to conserve water and energy."
- "Turn off the tap while brushing your teeth or shaving."

4. Laundry Room Instruction Board:

- "Wash full loads of laundry to save water and energy."
- "Use cold water for washing to reduce energy consumption."

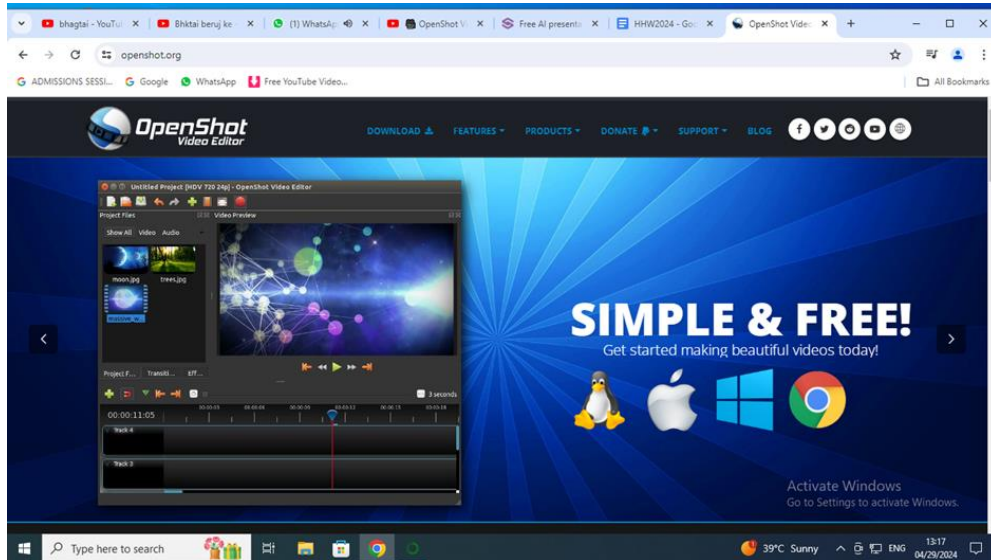
These instruction boards can be placed in visible areas of the home as reminders to adopt sustainable practices and reduce the family's carbon footprint.



IT Information Technology

Creator video on the Carbon FootPrints using Openshot video editor which is an open-source video editor, making it completely free to use for a simple video editing project. It's pretty easy to use as well, mostly drag and drop with some infusion of inbuilt effects and transitions.

Following is the interface of the software:



Students can use the given link to explore more on the software.

<https://www.openshot.org/>

<https://youtu.be/rLWXlc1BW-I?si=Y0KTN1kveI7BMWZ->

OpenShot User Guide

Video Tutorials.

Step 1 – Import Photos & Music.

Step 2 – Add Photos to Timeline.

Step 3 – Add Music to Timeline.

Step 4 – Preview your Project.

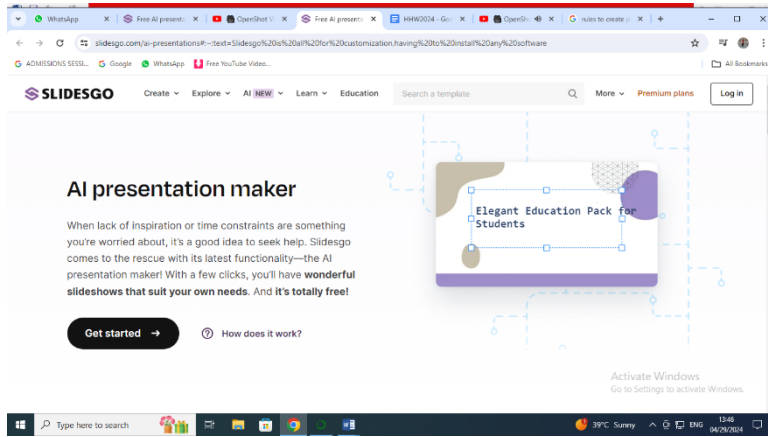
Step 5 – Export your Video.

Bring your project in pen drive when school will reopen and submit it to your subject teacher.

ARTIFICIAL INTELLIGENCE

Create a Presentation on the Carbon Foot Prints using any AI based presentation tool. One example is given below

<https://slidesgo.com/>



Note - Students can use ChatGPT for content suggestions.
Introduction

- Rule 1: Include only one idea per slide.
- Rule 2: Spend only 1 minute per slide.
- Rule 3: Make use of your heading.
- Rule 4: Include only essential points.
- Rule 5: Give credit, where credit is due.
- Rule 6: Use graphics, transitions and animation effectively.
- Rule 7: Design to avoid cognitive overload.

Send your project on the given mail id

subodhpublicschool00@gmail.com

Criteria for evaluation: Content, Presentation, Innovation and creativity, Research

XXX